


INVESTOR RELATIONS

Earning Release for 3Q 2016 [Audited]

Nov. 2016



www.gsenc.com



Together we build
GS E&C Core Values



This material contains forward-looking statements that include our current beliefs and expectations on market factors and information obtained outside GS E&C, which are subject to uncertainties. Due to the volatility of these factors, actual results may differ from those set forth in the presented statements. Information found here should not be solely relied upon for making any investment decision, this material is provided as a reference purpose only for the investors. GS E&C shall not be responsible for any trading or investment decisions made based on this information.

CONTENTS

- 01 _ Summary**
- 02 _ New Orders**
- 03 _ Order Backlogs**
- 04 _ Sales Revenues & Profits**
- 05 _ Financial Status [BS & IS]**

Summary



(Unit : KRW bn)

	15.3Q	16.3Q	Changes
New Orders	8,223	8,735	6.2%
Sales Revenue	7,596	7,920	4.3%
Gross Profit (%)	375 (4.9%)	330 (4.2%)	-12.0%
Operating Profit (%)	69 (0.9%)	90 (1.1%)	30.4%
Ordinary Profit (%)	45 (0.6%)	-0.5 (-0.0%)	Deficit Operation



(Unit : KRW bn)

	15Y3Q	16Y2Q	16Y3Q	15Y3Q:16Y3Q	16Y2Q:16Y3Q
New Orders	2,432	1,863	2,875	18.2%	54.3%
Sales Revenue	2,789	2,706	2,575	-7.7%	-4.8%
Gross Profit (%)	113 (4.1%)	115 (4.3%)	87 (3.4%)	-23.0%	-24.3%
Operating Profit (%)	11 (0.4%)	23 (0.9%)	38 (1.5%)	245.5%	65.2%
Ordinary Profit (%)	20 (0.7%)	12 (0.4%)	-21 (-0.8%)	Deficit Operation	Deficit Operation



(Unit : KRW bn)

Division	16.3Q Net	16.3Q	Ach. Rate	16Y(P)
Domestic	2,678	6,686	93%	7,217
Overseas	197	2,049	40%	5,083
Infra (Civil)	309 (*-)	1,937 (*1,334)		
Plant	162 (*69)	354 (*112)		
Power	34 (*-)	120 (*12)		
Arch.	581 (*128)	2,056 (*591)		
Housing	1,789	4,268		
Total	2,875	8,735	71%	12,300

* Overseas

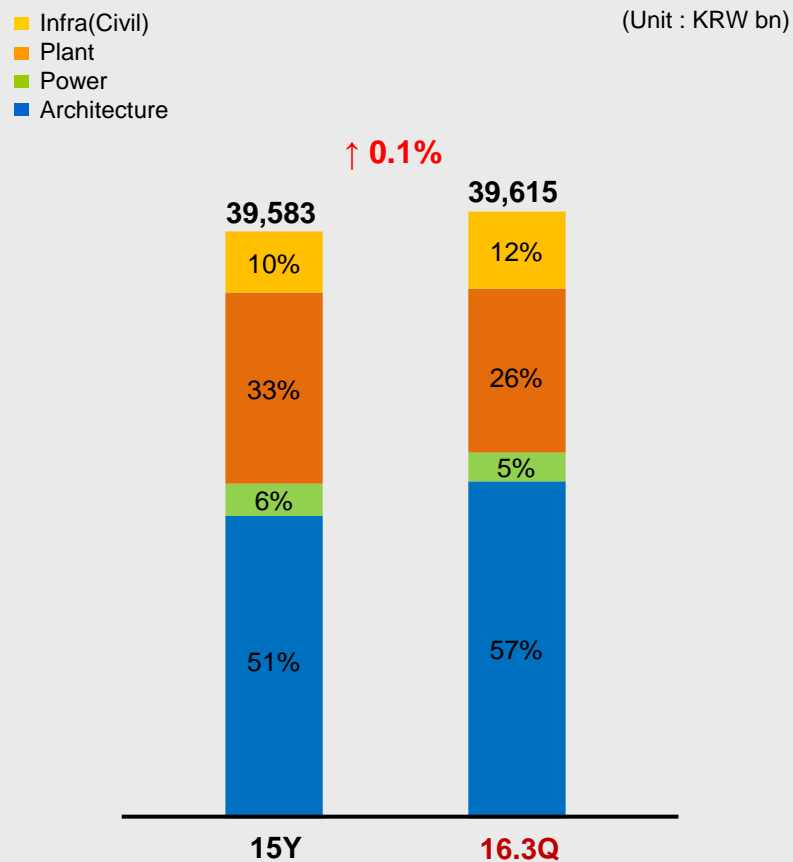
(Unit : KRW bn)

Division	Major Projects
Infra(civil)	- Thomson-East Coast Line 301(Infra)(1,297)
	- Gwangju~Wonju(2nd Yeongdong) Expressway O&M Project(218)
	- Busan Inner-Circle Urban Expressway(207)
Plant	- Jeju Environmental Resource Recycling Center Project(68)
	- Expansion Ultrason Project(65)
Power	- P10 345Kv Transforming Station Project(30)
Architecture / Housing	- Gran City Xi (877)
	- LG Display P10(472)
	- Thomson-East Coast Line 301(Archi.)(432)
	- Hallyu World, One-City(410)
	- Xi the Express 3 (348)
	- Gwangju Usan Redevelopment(256)
	- Gimhae Yulha 2 (234)
	- Dae-gu Dae-myung 3 Redevelopment(232)
	- Dong-cheon Xi 2 (218)

Order Backlogs



Order Backlogs



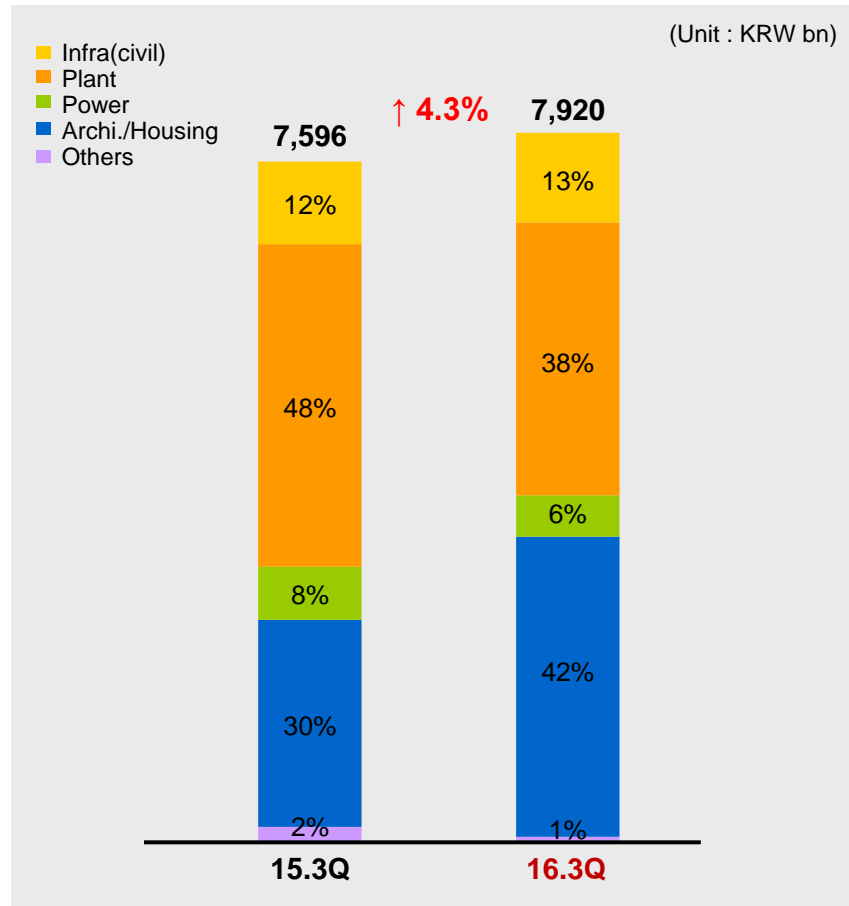
Order Backlogs by Division

(Unit : KRW bn)

Division	15Y	16.3Q	Changes
Infrastructure	4,136	4,983	20.5%
Plant	12,870	10,159	-21.1%
Power	2,189	1,821	-16.8%
Architecture	20,388	22,652	11.1%
<hr/>			
Domestic	25,457	27,297	7.2%
Overseas	14,126	12,318	-12.8%
Total	39,583	39,615	0.1%



Sales Revenue



Sales Revenue by Division

(Unit : KRW bn)

Division	15.3Q	15.3Q Net	16.3Q	16.3Q Net	3Q:3Q
Infra(civil)	921	310	1,005	305	9.1%
Plant	3,606	1,234	3,048	891	-15.5%
Power	595	240	462	126	-22.4%
Arch./Housing	2,313	967	3,356	1,237	45.1%
Others	161	38	49	16	-69.6%
Domestic	3,156	1,288	4,220	1,498	33.7%
Overseas	4,440	1,501	3,700	1,077	-16.7%
Division	7,596	2,789	7,920	2,575	4.3%

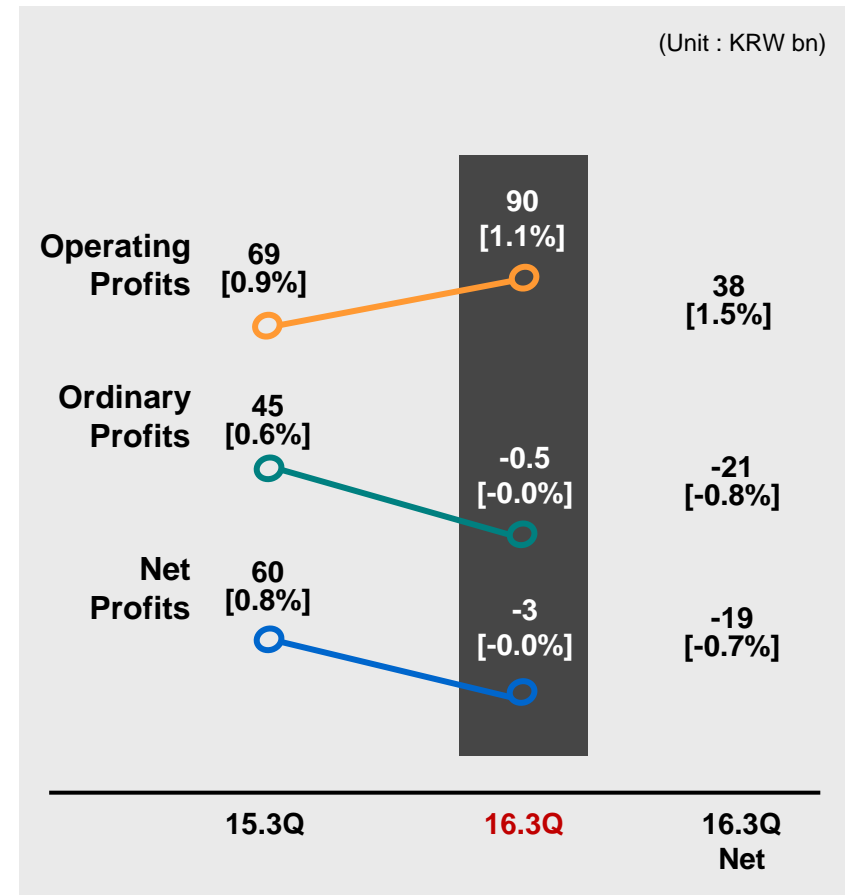
Profits



Gross Profit Margin

Division	15.3Q	16.3Q	16.3Q Net
Infra(civil)	4.5%	4.1%	2.1%
Plant	1.6%	-7.6%	-13.2%
Power	-5.5%	-2.6%	-3.3%
Arch./ Housing	13.3%	15.9%	16.3%
Others	0.5%	-2.3%	4.1%
Domestic	9.9%	12.6%	13.4%
Overseas	1.4%	-5.4%	-10.6%
Total	4.9%	4.2%	3.4%

Profits [Margin rate]



Financial Status – Statements of Financial Position (Summary)



(Unit : KRW bn, %)

Account	13Y	14Y	15Y	16.3Q
Total Assets	12,427	13,095	13,005	12,929
Cash and cash equivalents	1,866	2,151	2,429	2,239
Trade and other receivable	4,785	4,574	4,749	4,670
Inventories	499	613	796	873
Short-Term financial instrument and other current assets	1,264	1,315	1,577	1,549
Tangible Assets	2,243	2,456	1,339	1,330
Total Liabilities	9,268	9,513	9,657	9,547
Trade and other payables	1,527	1,633	2,067	2,151
Borrowings	4,247	3,919	3,462	3,323
Total Equity	3,159	3,582	3,348	3,382
Capital Stock	255	355	355	355
Debt ratio	293.4	265.6	288.5	282.3

Financial Status – Statements of Income (Summary)



(Unit : KRW bn)

Account		13Y	14Y	15Y	16.3Q
Sales Revenue	Infra(Civil)	1,147	1,086	1,266	1,005
	Plant	3,796	4,202	4,907	3,048
	Power	1,044	1,062	911	462
	Architecture	3,339	2,812	3,311	3,356
	Others	240	326	178	49
Total		9,566	9,488	10,573	7,920
Gross Profit		(379)	429	548	330
Selling & Administrative Expenses		556	378	426	240
Operating Profit		(935)	51	122	90
Ordinary Profit		(993)	(30)	31	(0.5)
Net Profit		(827)	(22)	29	(3)



www.gsenc.com

